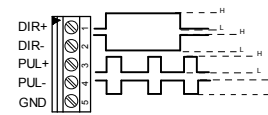
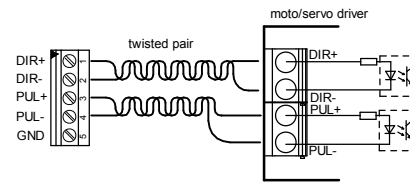


How to connect differential outputs to motor driver inputs

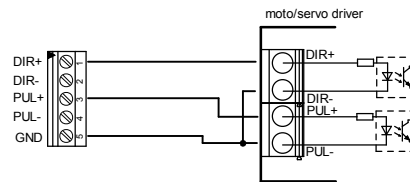
- first phase read motor driver/servo manual
- all motor outputs (X,X2/Y2,Y,Z,A,B) are differential outputs in TTL standard
- outgoing singlas are shown below



- connecting diagram for twisted pair cable



- connecting diagram for straight cable



ATTENTION

Other connections mode are not allowed

boenigk-electronics.com	smc5d_m4_cu_v3
	2019-05-28 13:01:05
	Sheet: >SHEET